

# Year 5 Home Learning


This year we have updated our home learning to further support the learning for your child in school.



We expect all children to read at home 5 times per week and for a minimum of 10 minutes. We also expect children in Years 3, 4 and 5 to be accessing Times Table Rockstars at least 3 times per week. Year 6 children have a log in to Prodigy Maths with the expectation they access this at least 3 times per week.

In addition to the above, children will also be set half termly homework based on their Science, History, Geography, English, French or Art learning. This is an extended piece of learning which you can choose from a list given. There will be an option of creating, researching or exploring linked to your child's current learning.

Your child's class teacher will set the date for work to be brought in to school where it will be shared and celebrated in class and in our whole school celebration assemblies.

If you have any questions, please speak to your child's class teacher or a member of staff in the year group.

Challenge Level	Challenge	Let's get busy! Create, research or explore
	Create	Design a Viking or Anglo Saxon settlement map. This could be created in any medium you choose. Show the housing, work, leisure, education. This must be based on historical facts.
	Research	Research the diet of Viking and Anglo Saxon settlements. Make a food plate or cook up a storm in the kitchen.
	Explore	Find examples of Forces in action outside of your home. Visit the woods, park, leisure centre, shops. Present your findings in an interesting way to share e.g. PowerPoint, poster, infographic
	Create	Design a Viking outfit that would have been worn during battle. Draw and label a diagram of your design.
	Research	Investigate the life of Sir Isaac Newton. Display your information in chronological order.

		
	Explore	<p>Visit the Viking heritage trail in Norwich.            Google: The Viking Norwich Trail</p>
	Create	<p>Create a Viking or Anglo Saxon inspired alphabet using the skills we have practised in Art</p>
	Research	<p>Look at a map of Norfolk and surrounding areas to find Viking and Anglo Saxon names. These could include places that end in ham, tun, ford, burh, by,</p>
	Explore	<p>Investigate different Forces around your home. Draw or take photos of your findings.</p>